

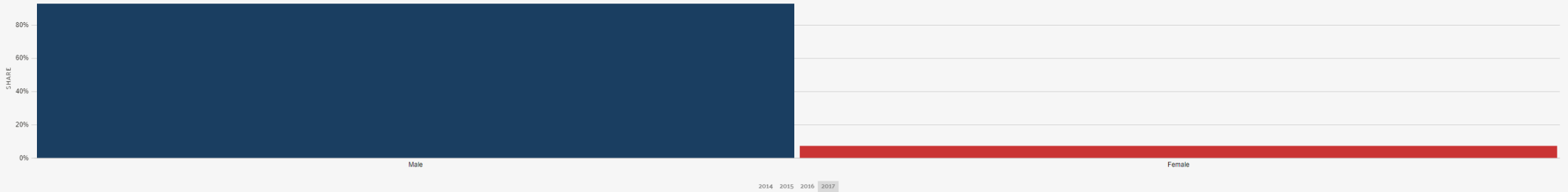
2014 2015 2016 2017

## DIVERSITY

Demographic information on Grounds maintenance workers in the US. The average age of male Grounds maintenance workers in the workforce is 39.2 and of

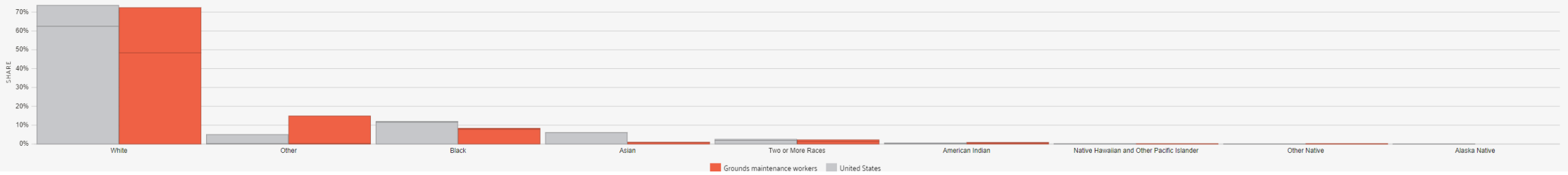
female Grounds maintenance workers is 40.4, and the most common race/ethnicity for Grounds maintenance workers is White (Non-Hispanic).

[View Data](#) [Save Image](#) [Share / Embed](#) [Add Data to Cart](#)



2014 2015 2016 2017

[View Data](#) [Save Image](#) [Share / Embed](#)



### Gender Composition

1M

MALE WORKFORCE

▲ 24,501

63.4k

FEMALE WORKFORCE

▲ 6,179

- 94.1% of Grounds maintenance workers are Male, making them the more common gender in the occupation. This chart shows the gender breakdown of Grounds maintenance workers.

Data from [the Census Bureau ACS PUMS 1-Year Estimate](#)

## DIVERSITY

Demographic information on Natural resources, construction, & maintenance occupations in the US. The average age of male Natural resources, construction, & maintenance occupations in the workforce is 41.1 and of female Natural resources, construction, & maintenance occupations is 39.9, and the most common race/ethnicity for Natural resources, construction, & maintenance occupations is White (Non-Hispanic).

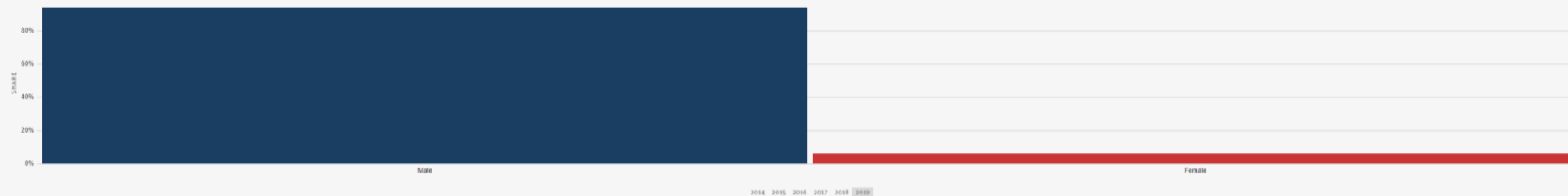
### Gender Composition

12.1M MALE WORKFORCE  
# 82,070

681k FEMALE WORKFORCE  
# 20,220

- 94.7% of Natural resources, construction, & maintenance occupations are Male, making them the more common gender in the occupation. This chart shows the gender breakdown of Natural resources, construction, & maintenance occupations.

Data from the Census Bureau ACS PUMS 1-Year Estimate

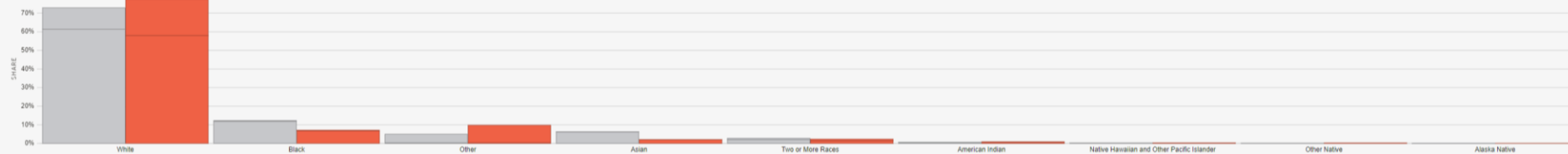


### Race & Ethnicity

MOST COMMON RACE OR ETHNICITY OF NATURAL RESOURCES, CONSTRUCTION, & MAINTENANCE OCCUPATIONS

- White (Non-Hispanic)
- White (Hispanic)
- Other (Hispanic)

58.1% of Natural resources, construction, & maintenance occupations are White (Non-Hispanic), making that the most common race or ethnicity in the occupation. Representing 19.5% of Natural resources, construction, & maintenance occupations, White (Hispanic) is the second most common race or ethnicity in this occupation. This chart shows the racial and ethnic



### Gender Composition

12.1M MALE WORKFORCE  
# 82,070

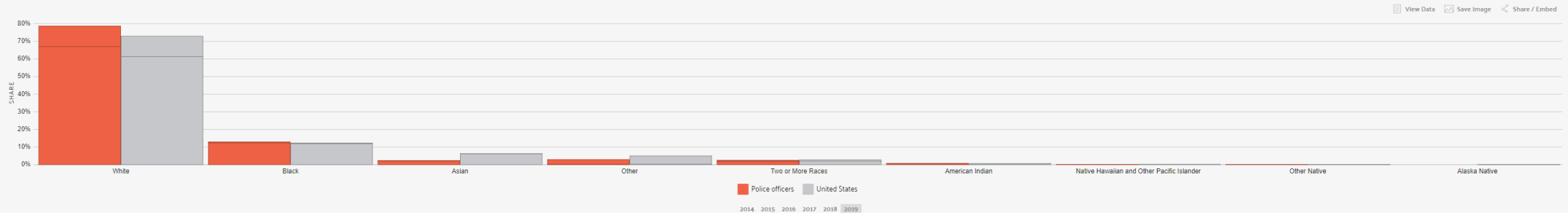
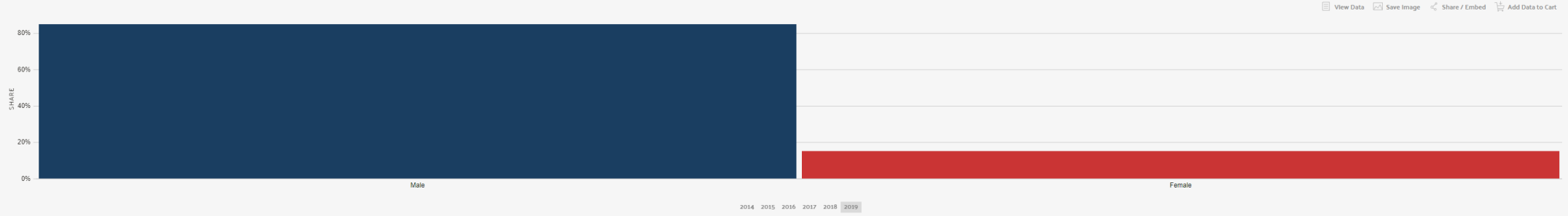
681k FEMALE WORKFORCE  
# 20,220

- 94.7% of Natural resources, construction, & maintenance occupations are Male, making them the more common gender in the occupation. This chart shows the gender breakdown of Natural resources, construction, & maintenance occupations.

Data from the Census Bureau ACS PUMS 1-Year Estimate

## DIVERSITY

Demographic Information on Police officers in the workforce is 40.1% and of female Police officers is 39.7%, officers is White (Non-Hispanic). The average age of male Police officers in the US. The average age of male Police officers in the and the most common race/ethnicity for Police



### Gender Composition

**692k**  
MALE WORKFORCE  
± 20,382

**120k**  
FEMALE WORKFORCE  
± 8,498

85.2% of Police officers are Male, making them the more common gender in the occupation. This chart shows the gender breakdown of Police officers.

Data from the [Census Bureau ACS PUMS 1-Year Estimate](#)